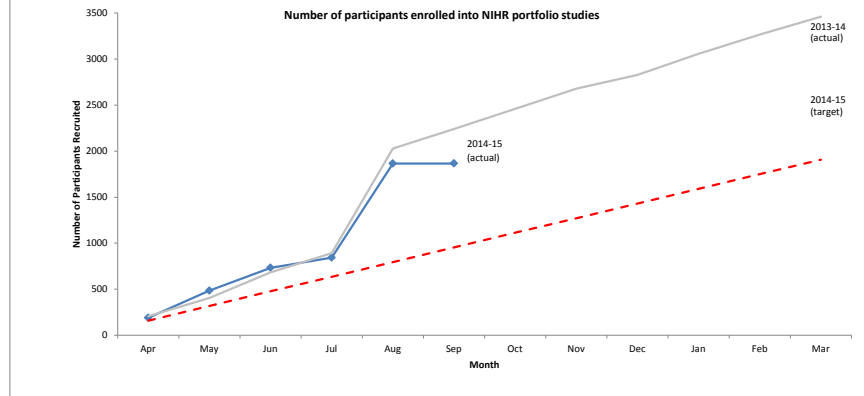


Objective: Increase number of participants enrolled into NIHR Portfolio studies

Number of participants recruited into NIHR Portfolio studies by month, against Trust target

Measure Data	Not cumulative												Total
	Apr	May	Jun	Jul	Aug	Sep	Oct	Nov	Dec	Jan	Feb	Mar	
2008-09	42	85	80	93	41	75	85	91	70	95	82	118	937
2009-10	101	93	90	322	680	721	668	207	38	372	664	899	4855
2010-11	706	960	592	490	581	232	167	142	108	138	166	133	4413
2011-12	88	119	172	59	4488	46	86	90	51	91	38	53	5381
2012-13	30	74	70	85	137	719	200	215	183	212	163	220	2308
2013-14	206	198	278	208	1140	212	219	218	151	229	207	196	3482
2014-15 (target)	159	159	159	159	159	159	159	159	159	159	159	159	1908
2014-15 (actual)	190	295	248	111	1022	1							
Performance against target (%)	19.5%	85.5%	56.0%	-30.2%	542.6%	-99.4%							

A target of **1908** participants into high quality clinical research studies has been set for 2014-15. This breaks down to a monthly target of **159**. However, recruitment is not linear and this should be viewed as a guide only.



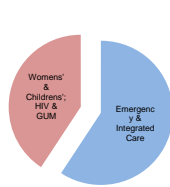
During 2014-15, the Trust has recruited **1067** participants into high quality clinical research studies.

Recruitment by year, broken down by division

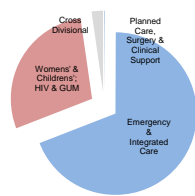
Division	2008-09	2009-10	2010-11	2011-12	2012-13	2013-14
Planned Care, Surgery & Clinical Support	0	0	0	4	79	129
Emergency & Integrated Care	248	1954	2618	3710	258	589
Womens' & Childrens'; HIV & GUM	692	2898	1799	1540	1949	2744
Cross Divisional	0	0	0	122	22	0

Following the revision of the Trust divisional structure, all research studies have been re-mapped to the

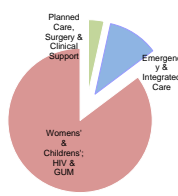
2010-11



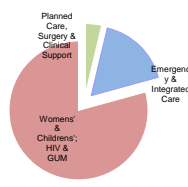
2011-12



2012-13



2013-14



Recruitment in this financial year 2014-15, broken down by division

Division	2014-15
Planned Care, Surgery & Clinical Support	135
Emergency & Integrated Care	109
Womens' & Childrens'; HIV & GUM	1622
Cross Divisional	1

2014-15

